


Lenovo

Lenovo K320

Quick Start Guide

Lenovo K320t

 Read this guide carefully before using your smartphone.

Reading before using your smartphone

Reading first — regulatory information

Be sure to read the *Regulatory Notice* for your country or region before using the wireless devices contained in your Lenovo Mobile Phone. To obtain a PDF version of the *Regulatory Notice*, see the “Downloading publications” section. Some regulatory information is also available in **Settings > About phone > Regulatory information** on your smartphone.

Getting support

To get support on network service and billing, contact your wireless network operator. To learn how to use your smartphone and view its technical specifications, go to <http://support.lenovo.com>.

Downloading publications

To obtain the latest smartphone manuals, go to:
<http://support.lenovo.com>

Accessing your *User Guide*

Your *User Guide* contains detailed information about your smartphone. To access your *User Guide*, go to <http://support.lenovo.com> and follow the instructions on the screen.

Legal notices

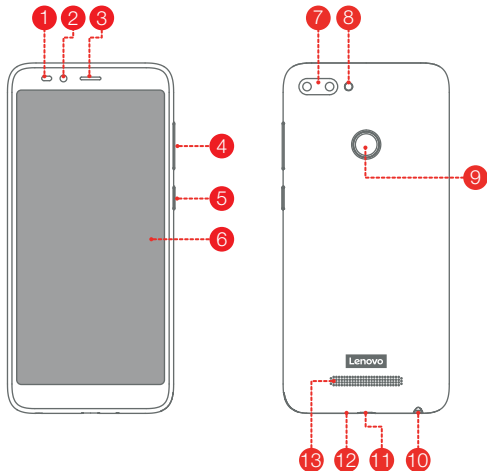
Lenovo and the Lenovo logo are trademarks of Lenovo in the United States, other countries, or both.

Other company, product, or service names may be trademarks or service marks of others.

Contents

First glance.....	1
Installing the Micro-SIM & microSD cards	2
Charging the battery.....	3
Important safety and handling information	4
Service, support, and warranty information.....	6
Recycling and environmental information	8
European Union compliance statement	11
Specific Absorption Rate information	12

First glance

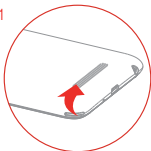


- | | | |
|--------------------------|------------------------|----------------------|
| 1 Light/Proximity sensor | 2 Front-facing camera | 3 Receiver |
| 4 Volume buttons | 5 Power button | 6 Touch screen |
| 7 Rear-dual camera | 8 Flash | 9 Fingerprint sensor |
| 10 Headset connector | 11 Micro USB connector | 12 Microphone |
| 13 Speaker | | |

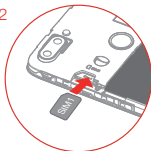
Installing the Micro-SIM & microSD cards

A Micro-SIM card provided by your carrier is required in order to use cellular services^①. A microSD card is required to store data. Install the Micro-SIM cards^② and the microSD card as shown^③.

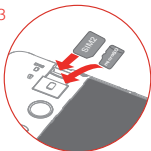
Step 1



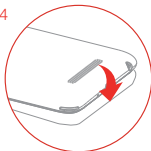
Step 2



Step 3



Step 4



Step 1. Open the back cover.

Step 2. Insert the Micro-SIM1 card as shown.

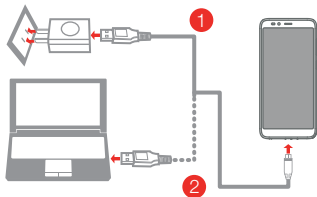
Step 3. Insert the Micro-SIM2 and microSD cards as shown.

Step 4. Install the back cover.

- ① Only Micro-SIM cards work with your smartphone.
- ② Both of the card slots support 4G/3G/2G data services, but you can enable only one Micro-SIM card for data connection at a time. If you want to change the Micro-SIM card used for data connection, go to **Settings > SIM cards**.
- ③ Always turn off your smartphone first before you insert or remove a Micro-SIM card. Insert or remove a Micro-SIM card with your smartphone on may damage your Micro-SIM card or smartphone permanently.

Charging the battery

Charge the battery as shown.



Method 1. Connect your smartphone to a power outlet using the cable and USB power adapter that come with your smartphone.

Method 2. Connect your smartphone to a computer using the cable that comes with your smartphone.



Low battery power

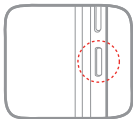


Fully charged



Charging

Turning on or turning off your smartphone



Turn on: Press and hold the Power button until the Lenovo logo appears.

Turn off: Press and hold the Power button for a few seconds, then tap **Power off**.

Restart: Press and hold the Power button for a few seconds, then tap **Restart**.



Your smartphone has a built-in rechargeable battery. For more information about battery safety, see the “Battery safety” section. The battery in this product cannot be easily replaced by yourself.

Important safety and handling information

This section contains important safety and handling information for Lenovo smartphones. Additional safety and handling information is provided in the *User Guide*. See the “Accessing your *User Guide*” section for details.

Operating temperature

- Don't charge your phone in temperatures below 0°C (32°F) or above 45°C (113°F).
- Don't store or use your phone in temperatures below -20°C (-4°F) or above 60°C (140°F).

Plastic bag notice

DANGER: Plastic bags can be dangerous. Keep plastic bags away from babies and children to avoid danger of suffocation.

Battery safety

Before assembling, charging or using your mobile device for the first time, please read the important safety and handling information provided with your product.

If your mobile device becomes unresponsive, try a reboot—press and hold the Power button, Volume up button and Volume down button until the screen goes dark and your device restarts.

For your safety, the battery in your mobile device should only be removed by a Lenovo approved service center or independent qualified professional. Don't try to remove or replace the battery yourself—doing so may damage the battery and could cause burning and injury. Don't crush, bend, or expose your mobile device to heat or liquid. This may damage the battery and could cause burning and injury. Don't try to dry your mobile device using a microwave oven, conventional oven, or dryer.

Battery charging

Charge your mobile device using a compatible Lenovo charger, another brand class 2 Limited Power Source USB charger that complies with USB 1.1, 2.0, 3.0, or greater, and complies with EN301489-34, EN60950-1 or equivalent, or a high-power USB port on a PC. Chargers that do not comply with these standards may be unsafe and may cause slow charging, product damage, or reduced device performance.

- Your mobile device will not charge if the temperature is too high or low.
- Only use Lenovo approved batteries, which contain safety circuitry and are designed to give the best performance in your mobile device.
- Don't use a damaged charger or charger cable to charge your device.
- Don't use tools, sharp objects, or excessive force to clean the USB port, as this may damage your mobile device.

Warning about high volume usage

To prevent possible hearing damage, do not listen at high volume levels for long periods.



Disposing according to local laws and regulations

When the Lenovo Phone reaches the end of its useful life, do not crush, incinerate, immerse in water, or dispose of the Lenovo Phone in any manner contrary to local laws and regulations. Some internal parts contain substances that can explode, leak, or have an adverse environmental effect if disposed of incorrectly. See "Recycling and environmental information" for additional information.

Service, support, and warranty information

The following information describes the service support that is available for your product, during the warranty period or throughout the life of your product. Contact your Lenovo reseller for a full explanation of warranty terms.

Lenovo Limited Warranty (LLW) notice

IMPORTANT: Lenovo Smartphone Products do not have International Warranty Services.

Warranty period for your product

Country or region	Warranty period
India, Kenya, Egypt, Ghana, Uganda, Tanzania, Botswana, Zimbabwe, Namibia, Nigeria, Ethiopia, Zambia	Handset – 12 months Charger / Earphone / USB Cable – 6 months Embedded Battery (within the handset) – 12 months or Removable Battery – 6 months
South Africa	Handset / Charger – 24 months Earphone – 24 months USB Cable – 24 months Embedded Battery (within the handset) – 24 months or Removable Battery – 24 months
Indonesia, Philippines, Vietnam, Malaysia, Thailand, Hong Kong, Singapore	Handset – 12 months Charger / Earphone – 12 months USB Cable – 12 months Embedded Battery (within the handset) – 12 months or Removable Battery – 12 months

Country or region	Warranty period
Saudi Arabia	Handset – 24 months Charger / Earphone – 6 months USB Cable – 6 months Embedded battery (within the handset) – 24 months or Removable Battery – 6 months
United Kingdom, Ireland	Handset – 24 months Charger / Earphone – 12 months USB Cable – 12 months Embedded Battery (within the handset) – 12 months or Removable Battery – 12 months
Russia, Ukraine, Kazakhstan	Handset – 12 months Charger – 12 months Earphone – 3 months USB Cable – 12 months Embedded battery (within the handset) – 12 months or Removable Battery – 6 months

* For the warranty details, contact your Lenovo reseller.

Recycling and environmental information

General recycling statement

Lenovo encourages owners of information technology (IT) equipment to responsibly recycle their equipment when it is no longer needed. Lenovo offers a variety of programs and services to assist equipment owners in recycling their IT products. For information on recycling Lenovo products, go to <http://www.lenovo.com/recycling>.

Important battery and WEEE information



Batteries and electrical and electronic equipment marked with the symbol of a crossed-out wheeled bin may not be disposed as unsorted municipal waste. Batteries and waste of electrical and electronic equipment (WEEE) shall be treated separately using the collection framework available to customers for the return, recycling, and treatment of batteries and WEEE. When possible, remove and isolate batteries from WEEE prior to placing WEEE in the waste collection stream. Batteries are to be collected separately using the framework available for the return, recycling, and treatment of batteries and accumulators. Country-specific information is available at: <http://www.lenovo.com/recycling>

Recycling information for India

Recycling and disposal information for India is available at: https://www3.lenovo.com/us/en/social_responsibility/sustainability/ptb_india

Battery recycling information for the European Union



Batteries or packaging for batteries are labeled in accordance with European Directive 2006/66/EC concerning batteries and accumulators and waste batteries and accumulators. The Directive determines the framework for the return and recycling of used batteries and accumulators as applicable throughout the European Union. This label is applied to various batteries to indicate that the battery is not to be thrown away, but rather reclaimed upon end of life per this Directive.

In accordance with the European Directive 2006/66/EC, batteries and accumulators are labeled to indicate that they are to be collected separately and recycled at end of life. The label on the battery may also include a chemical symbol for the metal concerned in the battery (Pb for lead, Hg for mercury, and Cd for cadmium). Users of batteries and accumulators must not dispose of batteries and accumulators as unsorted municipal waste, but use the collection framework available to customers for the return, recycling, and treatment of batteries and accumulators. Customer participation is important to minimize any potential effects of batteries and accumulators on the environment and human health due to the potential presence of hazardous substances. For proper collection and treatment, go to:
<http://www.lenovo.com/recycling>

Restriction of Hazardous Substances Directive (RoHS)

European Union

Lenovo products sold in the European Union, on or after 3 January 2013 meet the requirements of Directive 2011/65/EU on the restriction of the use of certain hazardous substances in electrical and electronic equipment ("RoHS recast" or "RoHS 2").

For more information about Lenovo progress on RoHS, go to:
https://www3.lenovo.com/us/en/pdf/41A7733_RoHS-REACH_Eng_Spec.pdf

India

RoHS compliant as per E-Waste (Management & Handling) Rules, 2011.

Vietnam

Lenovo products sold in Vietnam, on or after September 23, 2011, meet the requirements of the Vietnam Circular 30/2011/TT-BCT ("Vietnam RoHS").

Ukraine

Цим підтверджуємо, що продукція Леново відповідає вимогам нормативних актів України, які обмежують вміст небезпечних речовин

European Union compliance statement

European Union conformity

EU contact: Lenovo, Einsteinova 21, 851 01 Bratislava, Slovakia



Compliance with the Radio Equipment Directive

This product is in compliance with the essential requirements and other relevant provisions of the EU Council Radio Equipment Directive 2014/53/EC. The Declaration of Conformity information is located in the Regulatory Notices, which you can download from the Lenovo Support Web site at <http://support.lenovo.com>.

Supported Frequencies and Power

This device is capable of operation on the following frequencies, subject to location and network availability.

Operating Mode	Frequency Range MHz / Band
Bluetooth	2400 – 2483.5
WLAN	2400 – 2483.5
GPS/Glonass	1559 – 1610
FM	87.5 – 108
GSM	2/3/5/8
UMTS	1/2/5/8
LTE	1/3/5/7/8/34/38/39/40/41

Specific Absorption Rate information



This product meets the applicable national or international RF exposure guidance (SAR guideline) when used normally against your head or, when worn or carried, at a distance of 5 mm from the body. The SAR guideline includes a considerable safety margin designed to assure the safety of all persons, regardless of age and health.

Specific absorption rate (ICNIRP)

YOUR MOBILE DEVICE MEETS INTERNATIONAL GUIDELINES FOR EXPOSURE TO RADIO WAVES. The highest SAR values under the ICNIRP guidelines for your device model are listed below:

Head SAR	GSM / WCDMA / LTE, Wi-Fi, Bluetooth	0.296 W/kg
Body-worn SAR	GSM / WCDMA / LTE, Wi-Fi, Bluetooth	1.623 W/kg

© Copyright Lenovo 2018.

Reduce | Reuse | Recycle



V1.0_20180531



Printed in China